
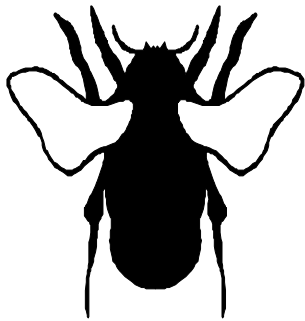



Creepy Crawly Critters

Science Performance Event
Grades 2-3



by

Della Bell



MAP Senior Leader
Moberly Public Schools

Central Regional MAP Center

Creepy Crawly Critters

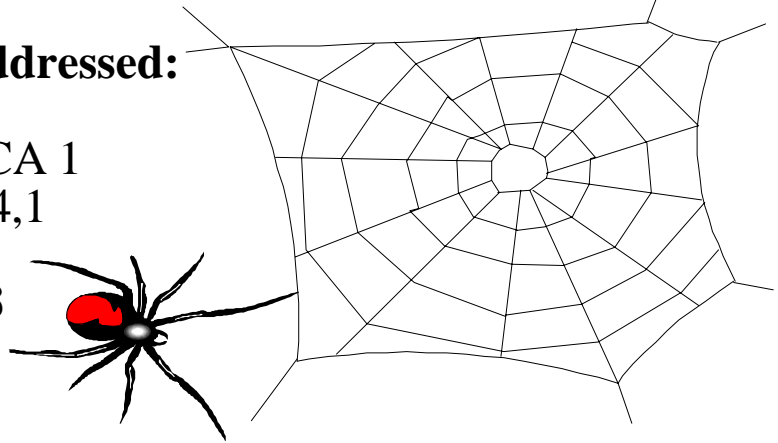
Purpose: This performance event may be used as a culminating activity after studying a unit about insects and spiders. The students will use a Venn diagram to organize characteristics of spiders and insects. The students are asked to use the information contained in the diagram to write a paragraph supporting a claim.

Show-Me Standards Addressed:

Knowledge: Sc 3, CA 1
Performance: 1.8, 4,1

Grade level Range: 2-3

Subject Area: Science




Materials Needed: pencil, Performance Event packet (which includes the Student Prompt, the Response Sheets, and the Scoring Guide).


Time Needed for Task: Two 25 minute sessions

Instructions for Administration: Present students with the Performance Event Packet and make sure they understand what they are to do. Go over the scoring guide so students will know what is expected for a quality product.

Pre-Assessment Instructions: Students will need to know how to complete a Venn diagram, have knowledge of spiders and insects, and be able to write a paragraph that makes a claim and is supported by details. Before the teacher reads the prompt, she or he will ask students to reach inside a bowl and choose a plastic critter (spiders and insects will be contained in the bowl). The student pretends the critter bites him/her. The creepy crawly critter will be placed on the desktop for closer observation. Now the teacher will read the prompt.




Creepy Crawly Critters Student Prompt



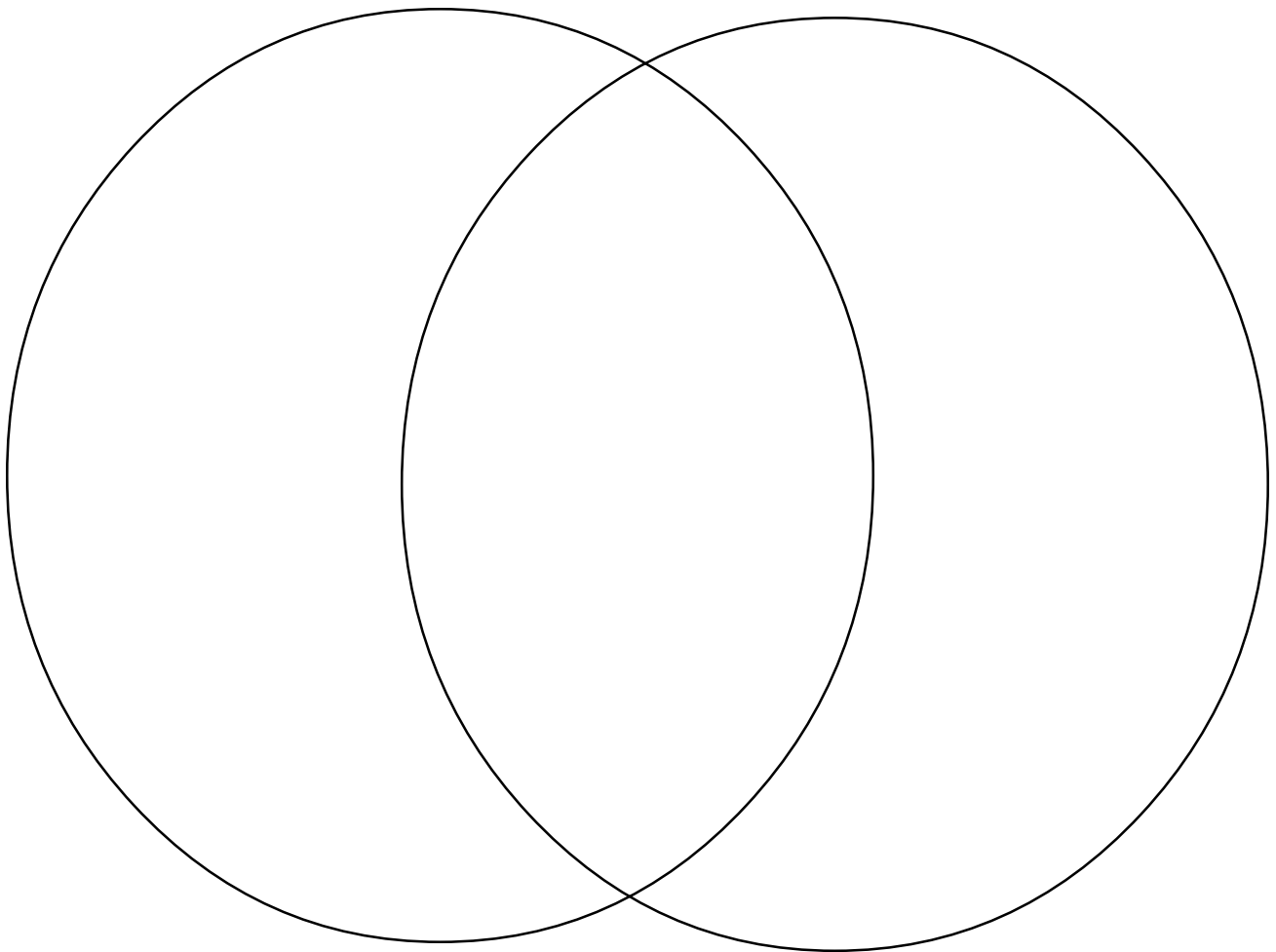
You were bitten by something resembling an insect and have captured it. How can you determine if you have been bitten by a spider or bug? Complete a Venn diagram identifying characteristics for insects and spiders to help you identify the creature that bit you. Be sure to label your diagram. Your diagram should contain two similarities shared by insects and spiders, three characteristics unique to spiders, and three characteristics unique to insects.

This will help determine what bit you. Next, write a paragraph that explains if you were bitten by a spider or an insect. Be sure you support your claim with the characteristics that are either unique to spiders or unique to insects, not those shared by both.





Student Response Sheet # 1: Venn Diagram

Complete a Venn diagram identifying characteristics for insects and spiders. Be sure to label your diagram. Your diagram should contain two similarities shared by insects and spiders, three characteristics unique to spider, and three characteristics unique to insects.






Scoring Guide: Creepy Crawly Critters


I included all the needed information in my Venn diagram.





My Venn diagram is labeled properly and can be easily understood by others.



I correctly identified the critter that bit me.



The reasoning in my paragraph is correct, complete, and supports my claim.



My paragraph clearly communicates my ideas to others, has correct spelling, and uses capital letters and periods properly.

